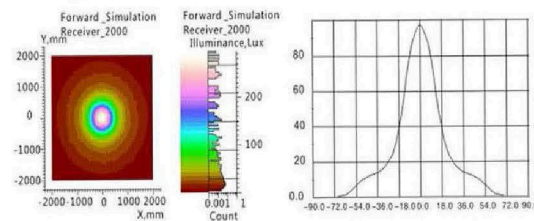




# VISSO

Technical LED System



## LED ARCHECTURAL DOWNLIGHTS



## The Optical Module Series

KUBO patent optical module series, with professionally advanced separation constructure design, comprehensively overthrews the limited hard changing constructure of traditional LED down lights and spot lights, becomes a landmark in the LED Age with the beautiful appearance, easier maintenance, less inventory and bigger capacity.

# LED Recessed Spotlight Series

Technical Parameters			
Product Appearance			
Model	KB-S-MZ15	KB-S-MZ10	KB-S-MZ05
Power Consumption	LED 15W	LED 10W	LED 5W
Finishing Color	Black	Black	Black
Color Range	3000K/4000K/5000K	3000K/4000K/5000K	3000K/4000K/5000K
Beam Angle	20° /40° /60°	20° /40° /60°	15° /24° /36° /60°
Light Source			
Materials	Aluminum	Aluminum	Aluminum
Power Requirement	AC 100-240V,50-60Hz	AC 100-240V,50-60Hz	AC 100-240V,50-60Hz
Protection Rating	IP20	IP20	IP20
Luminous Flux	920Lm-980Lm	620Lm-680Lm	320Lm-380Lm
CRI	82Ra	82Ra	82Ra
Operation Temperature	-10° C~+45° C	-10° C~+45° C	-10° C~+45° C
Driver	External Driver	External Driver	External Driver
Net Weight	0.21kgs	0.12kgs	0.08kgs

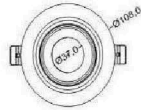


## Notice

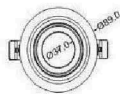
- The LED ceiling lamps should be used with LED driver.
- Please make sure power is off before maintenance, installation and changing lamps.
- Make sure there is an air vent for 75mm at least around where the light fixture is installed, the use of the light fixture cannot be against fair safety rules, and the minimum distance between lamp and object which was lighted should be 0.5M.
- Please do not install the LED ceiling lamps on easily damaged or ductile ceilings.
- It is suggested that the light fixture be installed in ceilings below 10mm.
- Under no circumstances should the light fixture be covered by heat insulated cushion or other similar material.
- If there is any question with this instruction, please consult engineers with qualification certificates.

# LED Recessed Spotlight Series

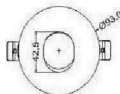

## Technical Parameters



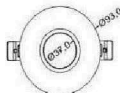
Model	KB-S-Z108
Finishing Color	White /Black
Light Source	15W/10W/5W
Materials	Aluminum



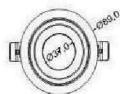

Model	KB-S-Z089
Finishing Color	White /Black
Light Source	15W/10W/5W
Materials	Aluminum



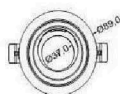
Model	KB-S-C093
Finishing Color	White /Black
Light Source	15W/10W/5W
Materials	Aluminum



Model	KB-S-Y093
Finishing Color	White /Black
Light Source	15W/10W/5W
Materials	Aluminum



Model	KB-S-M089
Finishing Color	White /Black
Light Source	15W/10W/5W
Materials	Aluminum



Model	KB-S-W089
Finishing Color	White /Black
Light Source	15W/10W/5W
Materials	Aluminum

# LED Recessed Spotlight Series

## Installation Instruction

### Optional Driver and Module




### Optional Chips



### Optional Optical element



### Outer Rings

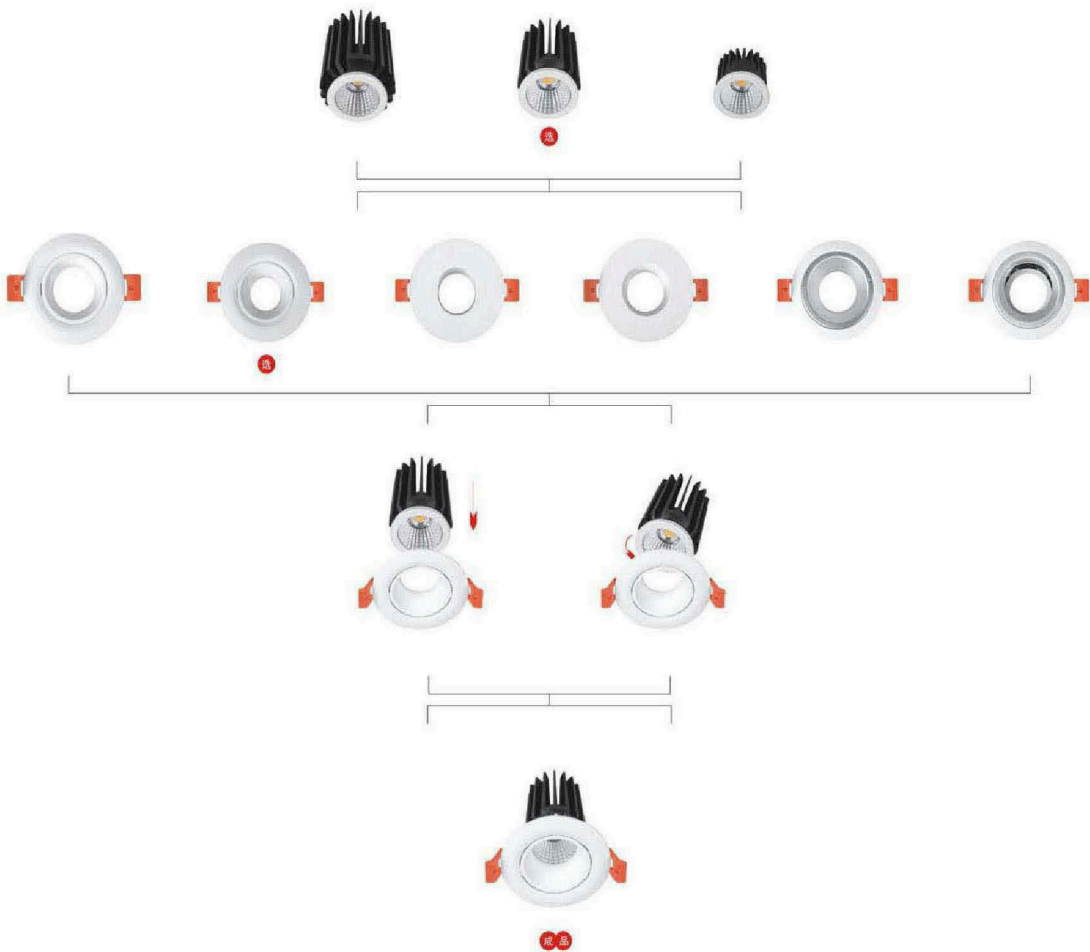


### The Whole Lamp



## Installation Instruction

- As the picture shows, choose outer ring and optical module, and connect them (note: put optical module in bayonet and push it until optical module is fixed with outer ring).
- Open a suitable installation hole.
- Connecting LED driver when power is off.
- Connect power plug of LED light fixture to that of LED driver and make sure the connection is stable.
- Press the wing spring and put the light fixture inside the installation hole and make sure the installation is stable.
- Connect to power cable.



# LED Recessed Spotlight Series

## The Optical Module Series-Reflectors



The optical module series-5W-reflectors  
5W



The optical module series-10W-reflectors  
10W



The optical module series-15W-reflectors  
15W



# LED Recessed Spotlight Series

## The Optical Module Series-Reflectors



The optical module series-5W-reflectors  
5W



Model	KB-S-GN05-1
Power	5W
Color	White白色
Materials	Aluminum铝
Size	110×110×65mm
Hole Size	103×103mm



Model	KB-S-GN05-2
Power	2×5W
Color	White白色
Materials	Aluminum铝
Size	200×110×65mm
Hole Size	192×103mm



The optical module series-10W-reflectors  
10W



Model	KB-S-GN10-1
Power	10W
Color	White
Materials	Aluminum
Size	110×110×100mm
Hole Size	103×103mm



Model	KB-S-GN10-2
Power	2×10W
Color	White白色
Materials	Aluminum铝
Size	200×110×100mm
Hole Size	192×103mm



The optical module series-15W-reflectors  
15W



Model	KB-S-GN15-1
Power	15W
Color	White
Materials	Aluminum
Size	110×110×110mm
Hole Size	103×103mm



Model	KB-S-GN15-2
Power	2×15W
Color	White
Materials	Aluminum
Size	200×110×110mm
Hole Size	192×103mm



# LED Recessed Spotlight Series

## The optical module-Grille series



The optical module series-5W-reflectors  
5W



### Technical Parameters

Model	KB-S-GM05-1
Power Consumption	5W
Finishing Color	White
Materials	Aluminum
Protection Rating	IP20
Operation Temperature	-10° C~+40° C
Driver	External Driver
Net Weight	0.30kgs
Size	120×120×H75mm
Hole Size	110×110mm



### Technical Parameters

Model	KB-S-GM05-2
Power Consumption	2×5W
Finishing Color	White
Materials	Aluminum
Protection Rating	IP20
Operation Temperature	-10° C~+40° C
Driver	External Driver
Net Weight	0.45kgs
Size	230×120×H75mm
Hole Size	210×110mm



### Technical Parameters

Model	KB-S-GM05-3
Power Consumption	3×5W
Finishing Color	White
Materials	Aluminum
Protection Rating	IP20
Operation Temperature	-10° C~+40° C
Driver	External Driver
Net Weight	0.80kgs
Size	320×120×H75mm
Hole Size	300×110mm

# LED Recessed Spotlight Series

## The optical module-Grille series



The optical module series-10W-reflectors  
10W



### Technical Parameters

Model	KB-S-GM10-1
Power Consumption	10W
Finishing Color	White
Materials	Aluminum
Protection Rating	IP20
Operation Temperature	-10° C~+40° C
Driver	External Driver
Net Weight	0.45kgs
Size	120×120×H105mm
Hole Size	110×110mm



### Technical Parameters

Model	KB-S-GM10-2
Power Consumption	2×10W
Finishing Color	White
Materials	Aluminum
Protection Rating	IP20
Operation Temperature	-10° C~+40° C
Driver	External Driver
Net Weight	0.70kgs
Size	230×120×H105mm
Hole Size	210×110mm



### Technical Parameters

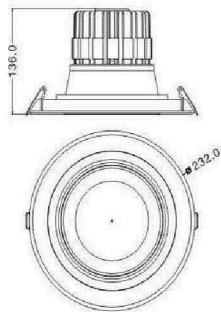
Model	KB-S-GM10-3
Power Consumption	3×10W
Finishing Color	White
Materials	Aluminum
Protection Rating	IP20
Operation Temperature	-10° C~+40° C
Driver	External Driver
Net Weight	1.20kgs
Size	320×120×H105mm
Hole Size	300×110mm

# LED Recessed Spotlight Series



## Technical Parameters

Model	KB-S-V232
Power Consumption	35W
Finishing Color	White
Color Range	3000K/4000K/5000K
Beam Angle	24° /60°
Optical Cover	Transparent
Light Source	EDISON
Materials	Aluminum
Power Requirement	AC 100-240V, 50-60Hz
Protection Rating	IP20
Luminous Flux	2300Lm-2600Lm
CRI	≥80Ra
Operation Temperature	-10° C~+40° C
Driver	External driver
Net Weight	1.25kgs



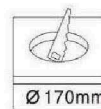
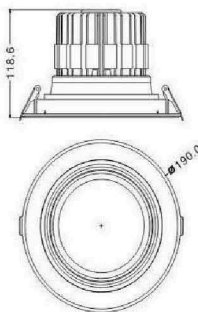
**KB-S-V232**  
35W  
3000K/4000K/5000K  
24° /60°



# LED Recessed Spotlight Series

## Technical Parameters



Model	KB-S-V190
Power Consumption	35W
Finishing Color	White
Color Range	3000K/4000K/5000K
Beam Angle	24° /60°
Optical Cover	Transparent
Light Source	 EDISON
Materials	Aluminum
Power Requirement	AC 100-240V, 50-60Hz
Protection Rating	IP20
Luminous Flux	2300Lm-2600Lm
CRI	≥80Ra
Operation Temperature	-10° C~+40° C
Driver	External driver
Net Weight	1.15kgs



**KB-S-V190**  
35W  
3000K/4000K/5000K  
24° /60°



 EDISON



24°

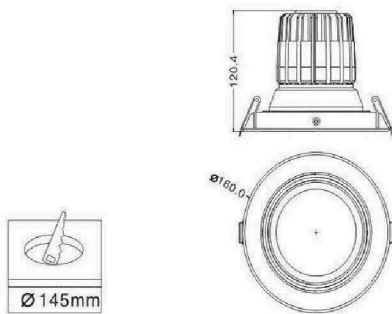
60°

# LED Recessed Spotlight Series






## Technical Parameters

Model	KB-S-V160
Power Consumption	24W
Finishing Color	White / Black
Color Range	3000K/4000K/5000K
Beam Angle	15° /24° /60°
Optical Cover	Transparent
Light Source	DISON
Materials	Aluminum
Power Requirement	AC 100-240V, 50-60Hz
Protection Rating	IP20
Luminous Flux	1500Lm-1800Lm
CRI	≥80Ra
Operation Temperature	-10° C~+40° C
Driver	External driver
Net Weight	1.0kgs



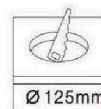
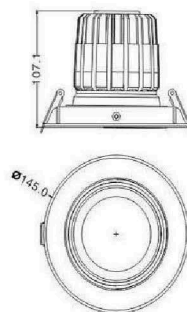
**KB-S-V160**  
24W  
3000K/4000K/5000K  
15° /24° /60°



# LED Recessed Spotlight Series

## Technical Parameters



Model	KB-S-V145
Power Consumption	24W
Finishing Color	White / Black
Color Range	3000K/4000K/5000K
Beam Angle	15° /24°
Optical Cover	Transparent
Light Source	 iDISON
Materials	Aluminum
Power Requirement	AC 100-240V, 50-60Hz
Protection Rating	IP20
Luminous Flux	1500Lm-1800Lm
CRI	≥80Ra
Operation Temperature	-10° C~+40° C
Driver	External driver
Net Weight	0.80kgs



**KB-S-V145**  
24W  
3000K/4000K/5000K  
15° /24°



 iDISON

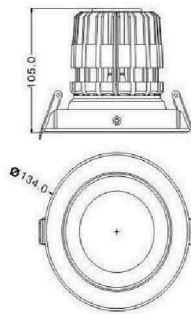
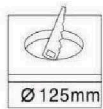


# LED Recessed Spotlight Series



## Technical Parameters

Model	KB-S-L134
Power Consumption	24W
Finishing Color	White / Black
Color Range	3000K/4000K/5000K
Beam Angle	15° /24°
Optical Cover	Transparent
Light Source	LED
Materials	Aluminum
Power Requirement	AC 100-240V, 50-60Hz
Protection Rating	IP20
Luminous Flux	1500Lm-1800Lm
CRI	≥80Ra
Operation Temperature	-10° C~+40° C
Driver	External driver
Net Weight	0.7kgs



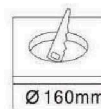
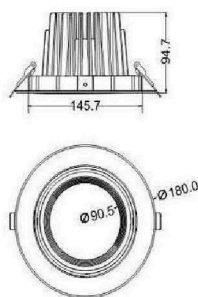
**KB-S-J134**  
24W  
3000K/4000K/5000K  
15° /24°



# LED Recessed Spotlight Series

## Technical Parameters





Model	KB-S-T024
Power Consumption	28W
Finishing Color	White / Black
Color Range	3000K/4000K/5000K
Beam Angle	15° /24° /60°
Optical Cover	Transparent
Light Source	 <b>LED</b>
Materials	Aluminum
Power Requirement	AC 100-240V, 50-60Hz
Protection Rating	IP20
Luminous Flux	1600Lm-1900Lm
CRI	≥80Ra
Operation Temperature	-10° C~+40° C
Driver	External driver
Net Weight	1.25kgs
QTY	12PCS
MEAS	62 x 42 x 29 CM



**KB-S-T024**  
28W  
3000K/4000K/5000K  
15° /24° /60°



 **LED**



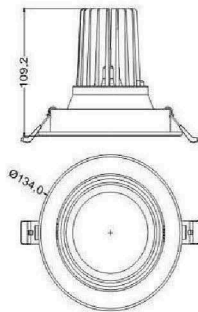
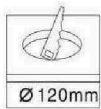


# LED Recessed Spotlight Series

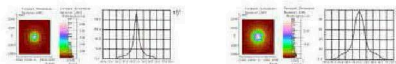


## Technical Parameters

Model	KB-S-V134A
Power Consumption	15W
Finishing Color	White
Color Range	3000K/4000K/5000K
Beam Angle	15° /24°
Optical Cover	Transparent
Light Source	<b>CREE</b>
Materials	Aluminum
Power Requirement	AC 100-240V, 50-60Hz
Protection Rating	IP20
Luminous Flux	980Lm-1140Lm
CRI	≥80Ra
Operation Temperature	-10° C~+40° C
Driver	External driver
Net Weight	0.50kgs



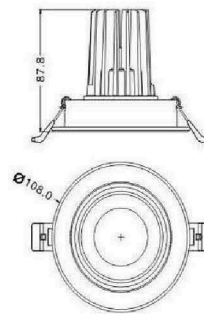
**KB-S-V134A**  
15W  
3000K/4000K/5000K  
15° /24°






# LED Recessed Spotlight Series

## Technical Parameters

Model	KB-S-V108B
Power Consumption	10W
Finishing Color	White
Color Range	3000K/4000K/5000K
Beam Angle	12° /24° /60°
Optical Cover	Transparent
Light Source	<b>CREE</b>
Materials	Aluminum
Power Requirement	AC 100-240V, 50-60Hz
Protection Rating	IP20
Luminous Flux	650Lm-750Lm
CRI	≥80Ra
Operation Temperature	-10° C~+40° C
Driver	External driver
Net Weight	0.25kgs



**KB-S-V108B**  
10W  
3000K/4000K/5000K  
12° /24° /60°

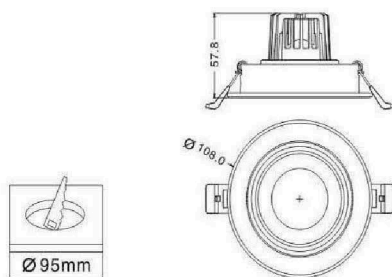


# LED Recessed Spotlight Series







## Technical Parameters

Model	KB-S-V108C
Power Consumption	5W
Finishing Color	White
Color Range	3000K/4000K/5000K
Beam Angle	12° /24° /60°
Optical Cover	Transparent
Light Source	<b>CREE</b>
Materials	Aluminum
Power Requirement	AC 100-240V, 50-60Hz
Protection Rating	IP20
Luminous Flux	320Lm-380Lm
CRI	≥80Ra
Operation Temperature	-10° C~+40° C
Driver	External driver
Net Weight	0.18kgs



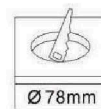
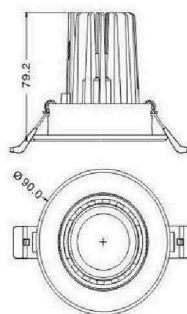

**KB-S-V108C**  
5W  
3000K/4000K/5000K  
12° /24° /60°







# LED Recessed Spotlight Series

## Technical Parameters

Model	KB-S-V090B
Power Consumption	10W
Finishing Color	White
Color Range	3000K/4000K/5000K
Beam Angle	15° /24° /60°
Optical Cover	Transparent
Light Source	<b>CREE</b>
Materials	Aluminum
Power Requirement	AC 100-240V, 50-60Hz
Protection Rating	IP20
Luminous Flux	670Lm-780Lm
CRI	≥80Ra
Operation Temperature	-10° C~+40° C
Driver	External driver
Net Weight	0.23kgs



**KB-S-V090B**  
10W  
3000K/4000K/5000K  
15° /24° /60°




15°

24°

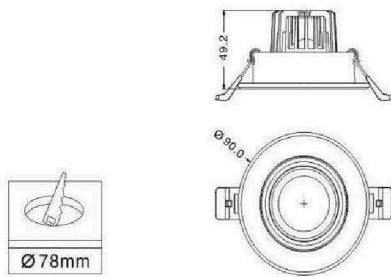
60°

# LED Recessed Spotlight Series







## Technical Parameters

Model	KB-S-V090C
Power Consumption	5W
Finishing Color	White
Color Range	3000K/4000K/5000K
Beam Angle	12° /24° /60°
Optical Cover	Transparent
Light Source	<b>CREE</b>
Materials	Aluminum
Power Requirement	AC 100-240V, 50-60Hz
Protection Rating	IP20
Luminous Flux	320Lm-380Lm
CRI	≥80Ra
Operation Temperature	-10° C~+40° C
Driver	External driver
Net Weight	0.18kgs



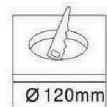
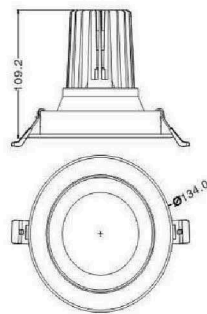
**KB-S-V090C**  
5W  
3000K/4000K/5000K  
12° /24° /60°





# LED Recessed Spotlight Series

## Technical Parameters

Model	KB-S-J134
Power Consumption	15W
Finishing Color	White
Color Range	3000K/4000K/5000K
Beam Angle	15° /24°
Optical Cover	Transparent
Light Source	<b>CREE</b>
Materials	Aluminum
Power Requirement	AC 100-240V, 50-60Hz
Protection Rating	IP20
Luminous Flux	980Lm-1140Lm
CRI	≥80Ra
Operation Temperature	-10° C~+40° C
Driver	External driver
Net Weight	0.50kgs



**KB-S-J134**  
15W  
3000K/4000K/5000K  
15° /24°

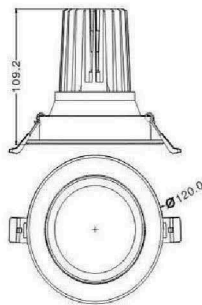
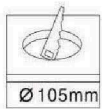


# LED Recessed Spotlight Series



## Technical Parameters

Model	KB-S-J120
Power Consumption	15W
Finishing Color	White
Color Range	3000K/4000K/5000K
Beam Angle	15° /24°
Optical Cover	Transparent
Light Source	<b>CREE</b>
Materials	Aluminum
Power Requirement	AC 100-240V, 50-60Hz
Protection Rating	IP20
Luminous Flux	1000Lm-1180Lm
CRI	≥80Ra
Operation Temperature	-10° C~+40° C
Driver	External driver
Net Weight	0.42kgs



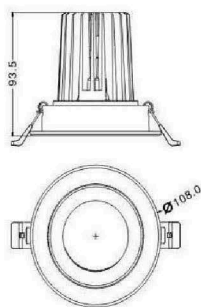

**KB-S-J120**  
15W  
3000K/4000K/5000K  
15° /24°




# LED Recessed Spotlight Series

## Technical Parameters


Model	KB-S-J108
Power Consumption	15W
Finishing Color	White
Color Range	3000K/4000K/5000K
Beam Angle	12° /24°
Optical Cover	Transparent
Light Source	<b>CREE</b>
Materials	Aluminum
Power Requirement	AC 100-240V, 50-60Hz
Protection Rating	IP20
Luminous Flux	1060Lm-1160Lm
CRI	≥80Ra
Operation Temperature	-10° C~+40° C
Driver	External driver
Net Weight	0.40kgs



**KB-S-J108**  
15W  
3000K/4000K/5000K  
12° /24°



12°



24°

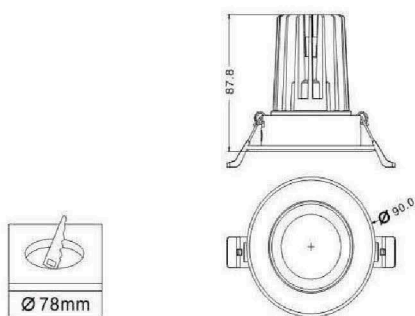


# LED Recessed Spotlight Series







## Technical Parameters

Model	KB-S-J090
Power Consumption	10W
Finishing Color	White
Color Range	3000K/4000K/5000K
Beam Angle	12° /24° /60°
Optical Cover	Transparent
Light Source	<b>CREE</b>
Materials	Aluminum
Power Requirement	AC 100-240V, 50-60Hz
Protection Rating	IP20
Luminous Flux	650Lm-750Lm
CRI	≥80Ra
Operation Temperature	-10° C~+40° C
Driver	External driver
Net Weight	0.25kgs



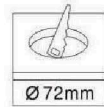
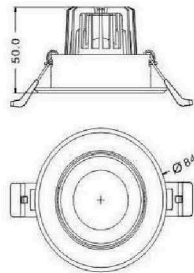
**KB-S-J090**  
10W  
3000K/4000K/5000K  
12° /24° /60°






# LED Recessed Spotlight Series

## Technical Parameters

Model	KB-S-J085
Power Consumption	5W
Finishing Color	White
Color Range	3000K/4000K/5000K
Beam Angle	12° /24° /60°
Optical Cover	Transparent
Light Source	<b>CREE</b>
Materials	Aluminum
Power Requirement	AC 100-240V, 50-60Hz
Protection Rating	IP20
Luminous Flux	320Lm-380Lm
CRI	≥80Ra
Operation Temperature	-10° C~+40° C
Driver	External driver
Net Weight	0.16kgs



**KB-S-J085**  
5W  
3000K/4000K/5000K  
12° /24° /60°

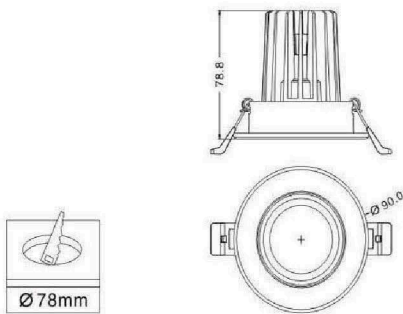


# LED Recessed Spotlight Series







## Technical Parameters

Model	KB-S-P090
Power Consumption	10W
Finishing Color	White
Color Range	3000K/4000K/5000K
Beam Angle	12° /24° /60°
Optical Cover	Transparent
Light Source	<b>CREE</b>
Materials	Aluminum
Power Requirement	AC 100-240V, 50-60Hz
Protection Rating	IP20
Luminous Flux	670Lm-780Lm
CRI	≥80Ra
Operation Temperature	-10° C~+40° C
Driver	External driver
Net Weight	0.23kgs



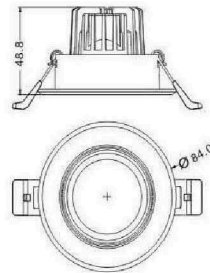
**KB-S-P090**  
10W  
3000K/4000K/5000K  
12° /24° /60°






# LED Recessed Spotlight Series

## Technical Parameters

Model	KB-S-P085
Power Consumption	5W
Finishing Color	White
Color Range	3000K/4000K/5000K
Beam Angle	12° /24° /60°
Optical Cover	Transparent
Light Source	<b>CREE</b>
Materials	Aluminum
Power Requirement	AC 100-240V, 50-60Hz
Protection Rating	IP20
Luminous Flux	330Lm-390Lm
CRI	≥80Ra
Operation Temperature	-10° C~+40° C
Driver	External driver
Net Weight	0.16kgs



**KB-S-P085**  
5W  
3000K/4000K/5000K  
12° /24° /60°

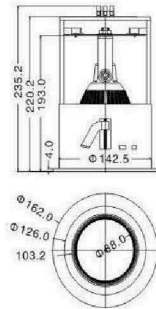
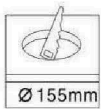


# LED Recessed Spotlight Series







## Technical Parameters

Model	KB-S-S024
Power Consumption	24W
Finishing Color	White / Black
Color Range	3000K/4000K/5000K
Beam Angle	15° /24° /60°
Optical Cover	Transparent
Light Source	<b>CREE</b>
Materials	Aluminum
Power Requirement	AC 100-240V, 50-60Hz
Protection Rating	IP20
Luminous Flux	1500Lm-1800Lm
CRI	≥80Ra
Operation Temperature	-10° C~+40° C
Driver	External driver
Net Weight	1.10kgs
QTY	9 PCS
MEAS	53×53×28 CM



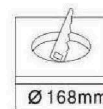
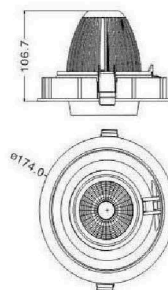
**KB-S-S024**  
24W  
3000K/4000K/5000K  
15° /24° /60°



# LED Recessed Spotlight Series

## Technical Parameters



Model	KB-S-H175
Power Consumption	28W
Finishing Color	White / Black
Color Range	3000K/4000K/5000K
Beam Angle	15° /24°
Optical Cover	透明 Transparent
Light Source	LED
Materials	Aluminum 铝
Power Requirement	AC 100-240V, 50-60Hz
Protection Rating	IP20
Luminous Flux	1600Lm-1900Lm
CRI	≥80Ra
Operation Temperature	-5° C~+40° C
Driver	Built-in driver
Net Weight	0.950kgs



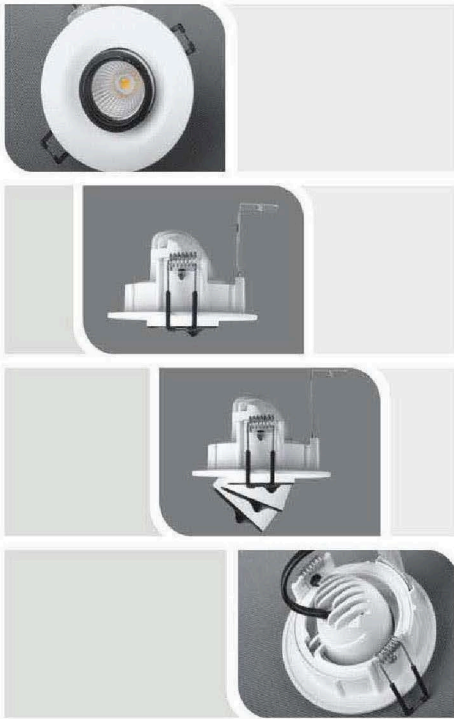
**KB-S-H175**  
28W  
3000K/4000K/5000K  
15° /24°



LED

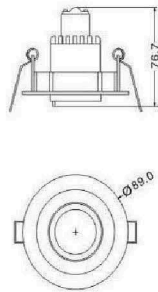
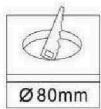


# LED Recessed Spotlight Series




## Technical Parameters

Model	KB-S-H090
Power Consumption	5W
Finishing Color	White 白色
Color Range	3000K/4000K/5000K
Beam Angle	/24°
Optical Cover	Transparent
Light Source	Edison
Materials	Aluminum
Power Requirement	AC 100-240V, 50-60Hz
Protection Rating	IP20
Luminous Flux	250Lm-350Lm
CRI	≥80Ra
Operation Temperature	-10° C~+40° C
Driver	External driver
Net Weight	0.15kgs



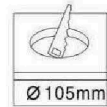
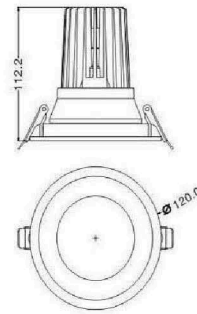
**KB-S-H090**  
5W  
3000K/4000K/5000K  
24°





# LED Recessed Down Light Series

## Technical Parameters

Model	KB-T-J120
Power Consumption	15W
Finishing Color	White
Color Range	3000K/4000K/5000K
Beam Angle	15° /24°
Optical Cover	Transparent
Light Source	<b>CREE</b>
Materials	Aluminum
Power Requirement	AC 100-240V, 50-60Hz
Protection Rating	IP20
Luminous Flux	1010Lm-1140Lm
CRI	≥80Ra
Operation Temperature	-10° C~+40° C
Driver	External driver
Net Weight	0.43kgs



**KB-T-J120**  
15W  
3000K/4000K/5000K  
15° /24°



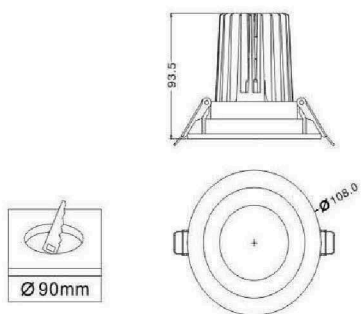


# LED Recessed Down Light Series



## Technical Parameters

Model	KB-T-J108
Power Consumption	15W
Finishing Color	White
Color Range	3000K/4000K/5000K
Beam Angle	15° /24°
Optical Cover	Transparent
Light Source	<b>CREE</b>
Materials	Aluminum
Power Requirement	AC 100-240V, 50-60Hz
Protection Rating	IP20
Luminous Flux	1050Lm-1150Lm
CRI	≥80Ra
Operation Temperature	-10° C~+40° C
Driver	External driver
Net Weight	0.38kgs



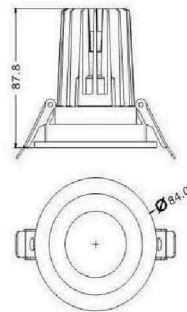
**KB-T-J108**  
15W  
3000K/4000K/5000K/6000K  
15° /24°






# LED Recessed Down Light Series

## Technical Parameters

Model	KB-T-J084
Power Consumption	10W
Finishing Color	White
Color Range	3000K/4000K/5000K/6000K
Beam Angle	12° /24° /60°
Optical Cover	Transparent
Light Source	<b>CREE</b>
Materials	Aluminum
Power Requirement	AC 100-240V, 50-60Hz
Protection Rating	IP20
Luminous Flux	650Lm-750Lm
CRI	≥80Ra
Operation Temperature	-10° C~+40° C
Driver	External driver
Net Weight	0.27kgs



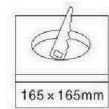
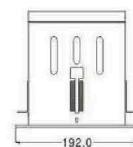
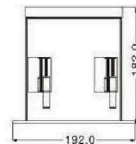
**KB-T-J084**  
10W  
3000K/4000K/5000K  
12° /24° /60°






# LED Recessed Spotlight Series

## Technical Parameters

Model	KB-S-G024-1
Power Consumption	28W
Finishing Color	White / Black
Color Range	3000K/4000K/5000K
Beam Angle	15° /24° /60°
Optical Cover	Transparent
Light Source	EDISON
Materials	Aluminum
Power Requirement	AC 100-240V,50-60Hz
Protection Rating	IP20
Luminous Flux	1600Lm-1900Lm
CRI	≥80Ra
Operation Temperature	-10° C~+40° C
Driver	External driver
Net Weight	1.54kgs
QTY	4PCS
MEAS	47 x 47 x 25.5 CM



**KB-S-G024-1**  
28W  
3000K/4000K/5000K  
15° /24° /60°

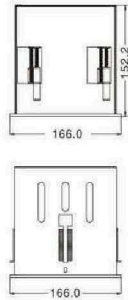
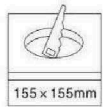


# LED Recessed Spotlight Series





## Technical Parameters


Model	KB-S-G024A-1
Power Consumption	28W
Finishing Color	White / Black
Color Range	3000K/4000K/5000K
Beam Angle	15° /24° /60°
Optical Cover	Transparent
Light Source	Edison
Materials	Aluminum
Power Requirement	AC 100-240V, 50-60Hz
Protection Rating	IP20
Luminous Flux	1600Lm-1900Lm
CRI	≥80Ra
Operation Temperature	-10° C~+40° C
Driver	External driver
Net Weight	1.52kgs
QTY	4 PCS
MEAS	44 x 44 x 25.5 CM





**KB-S-G024A-1**  
28W  
3000K/4000K/5000K  
15° /24° /60°



15°



24°

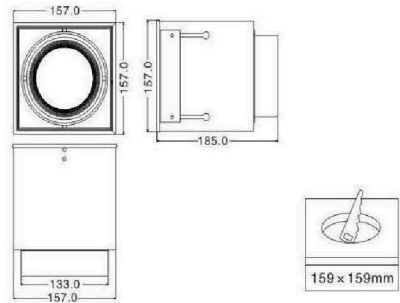


60°




# LED Recessed Spotlight Series

## Technical Parameters

Model	KB-S-G024B-1
Power Consumption	28W
Finishing Color	Black
Color Range	3000K/4000K/5000K
Beam Angle	15° /24° /60°
Optical Cover	Transparent
Light Source	EDISON
Materials	Aluminum
Power Requirement	AC 100-240V, 50-60Hz
Protection Rating	IP20
Luminous Flux	1600Lm-1900Lm
CRI	≥80Ra
Operation Temperature	-10° C~+40° C
Driver	External driver
Net Weight	1.54kgs
QTY	4PCS
MEAS	47 x 47 x 25.5 CM



**KB-S-G024B-1**  
28W  
3000K/4000K/5000K  
15° /24° /60°

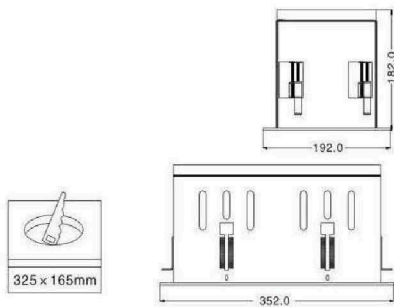


# LED Recessed Spotlight Series








## Technical Parameters

Model	KB-S-G024-2
Power Consumption	2 x 28W
Finishing Color	White / Black
Color Range	3000K/4000K/5000K
Beam Angle	15° /24° /60°
Optical Cover	Transparent
Light Source	EDISON
Materials	Aluminum
Power Requirement	AC 100-240V, 50-60Hz
Protection Rating	IP20
Luminous Flux	3400Lm-4000Lm
CRI	≥80Ra
Operation Temperature	-10° C~+40° C
Driver	External driver
Net Weight	2.62kgs
QTY	3PCS
MEAS	70 x 40.5 x 25.5 CM



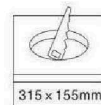
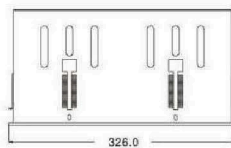

**KB-S-G024-2**  
28W x 2  
3000K/4000K/5000K  
15° /24° /60°



# LED Recessed Spotlight Series

## Technical Parameters




Model	KB-S-G024A-2
Power Consumption	2 x 28W
Finishing Color	White / Black
Color Range	3000K/4000K/5000K
Beam Angle	15° /24° /60°
Optical Cover	Transparent
Light Source	 Edison
Materials	Aluminum
Power Requirement	AC 100-240V, 50-60Hz
Protection Rating	IP20
Luminous Flux	3400Lm-4000Lm
CRI	≥80Ra
Operation Temperature	-10° C~+40° C
Driver	External driver
Net Weight	2.60kgs
QTY	3 PCS
MEAS	65.5 x 39 x 25.5 CM



**KB-S-G024A-2**  
28W x 2  
3000K/4000K/5000K  
15° /24° /60°



 Edison

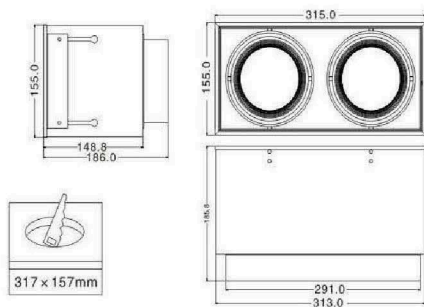


# LED Recessed Spotlight Series







## Technical Parameters

Model	KB-S-G024B-2
Power Consumption	2 x 28W
Finishing Color	Black
Color Range	3000K/4000K/5000K
Beam Angle	15° /24° /60°
Optical Cover	Transparent
Light Source	Edison
Materials	Aluminum
Power Requirement	AC 100-240V, 50-60Hz
Protection Rating	IP20
Luminous Flux	3400Lm-4000Lm
CRI	≥80Ra
Operation Temperature	-10° C~+40° C
Driver	External driver
Net Weight	1.52kgs
QTY	4 PCS
MEAS	44 x 44 x 25.5 CM



**KB-S-G024A-1**  
28W x 2  
3000K/4000K/5000K  
15° /24° /60°

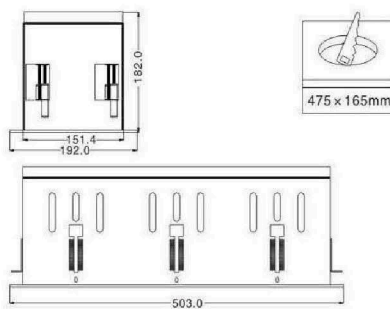





# LED Recessed Spotlight Series

## Technical Parameters




Model	KB-S-G024-3
Power Consumption	3 x 28W
Finishing Color	White / Black
Color Range	3000K/4000K/5000K
Beam Angle	15° /24° /60°
Optical Cover	Transparent
Light Source	Edison
Materials	Aluminum
Power Requirement	AC 100-240V, 50-60Hz
Protection Rating	IP20
Luminous Flux	5300Lm-5900Lm
CRI	≥80Ra
Operation Temperature	-10° C~+40° C
Driver	External driver
Net Weight	3.72kgs
QTY	3PCS
MEAS	70 x 55.5 x 25.5 CM



**KB-S-G024-3**  
28W x 3  
3000K/4000K/5000K  
15° /24° /60°



Edison

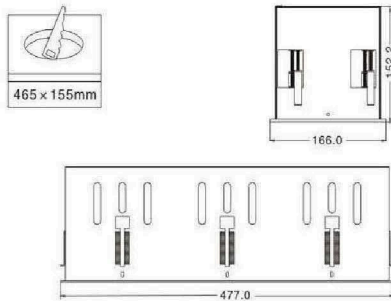


# LED Recessed Spotlight Series

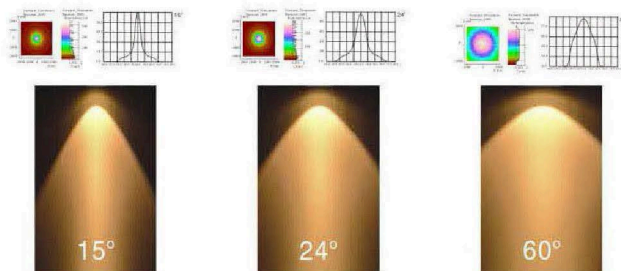


## Technical Parameters

Model	KB-S-G024A-3
Power Consumption	3 x 28W
Finishing Color	White / Black
Color Range	3000K/4000K/5000K
Beam Angle	15° /24° /60°
Optical Cover	Transparent
Light Source	Edison
Materials	Aluminum
Power Requirement	AC 100-240V, 50-60Hz
Protection Rating	IP20
Luminous Flux	5300Lm-5900Lm
CRI	≥80Ra
Operation Temperature	-10° C~+40° C
Driver	External driver
Net Weight	3.60kgs
QTY	3 PCS
MEAS	65.5 x 54 x 25.5 CM



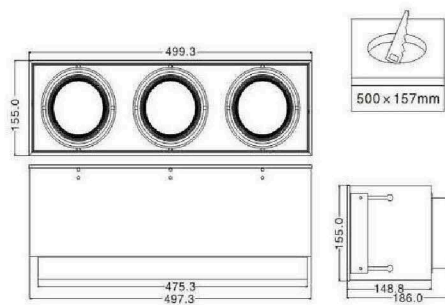

**KB-S-G024A-3**  
28W x 3  
3000K/4000K/5000K  
15° /24° /60°



# LED Recessed Spotlight Series

## Technical Parameters


Model	KB-S-G024B-3
Power Consumption	3 x 28W
Finishing Color	White / Black
Color Range	3000K/4000K/5000K
Beam Angle	15° /24° /60°
Optical Cover	Transparent
Light Source	EDISON
Materials	Aluminum
Power Requirement	AC 100-240V, 50-60Hz
Protection Rating	IP20
Luminous Flux	5300Lm-5900Lm
CRI	≥80Ra
Operation Temperature	-10° C~+40° C
Driver	External driver
Net Weight	3.72kgs
QTY	3PCS
MEAS	70 x 55.5 x 25.5 CM



**KB-S-G024B-3**  
28W x 3  
3000K/4000K/5000K  
15° /24° /60°



EDISON

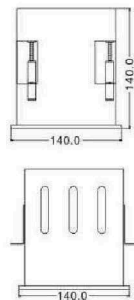
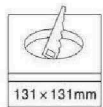



# LED Recessed Spotlight Series

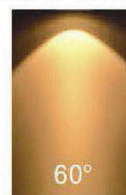





## Technical Parameters

Model	KB-S-G020-1
Power Consumption	20W
Finishing Color	White
Color Range	3000K/4000K/5000K
Beam Angle	15° /24° /60°
Optical Cover	Transparent
Light Source	CITIZEN
Materials	Aluminum
Power Requirement	AC 100-240V, 50-60Hz
Protection Rating	IP20
Luminous Flux	710Lm-760Lm
CRI	≥80Ra
Operation Temperature	-10° C~+40° C
Driver	External driver
Net Weight	1.00kgs
QTY	12PCS
MEAS	57.5×34.5×38 CM



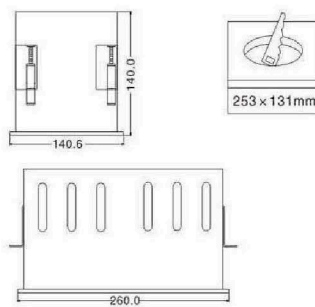

**KB-S-G020-1**  
20W  
3000K/4000K/5000K  
15° /24° /60°



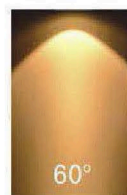



# LED Recessed Spotlight Series

## Technical Parameters

Model	KB-S-G020-2
Power Consumption	2 x 20W
Finishing Color	White
Color Range	3000K/4000K/5000K
Beam Angle	15° /24° /60°
Optical Cover	Transparent
Light Source	CITIZEN
Materials	Aluminum
Power Requirement	AC 100-240V, 50-60Hz
Protection Rating	IP20
Luminous Flux	1280Lm-1350Lm
CRI	≥80Ra
Operation Temperature	-10° C~+40° C
Driver	External driver
Net Weight	1.70kgs
QTY	6PCS
MEAS	51.5 x 32 x 38 CM



**KB-S-G020-2**  
20W x 2  
3000K/4000K/5000K  
15° /24° /60°

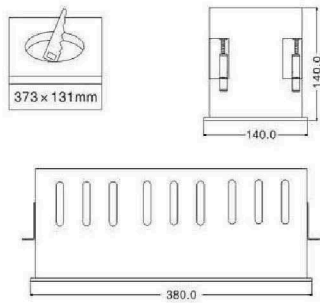


# LED Recessed Spotlight Series

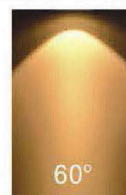






## Technical Parameters

Model	KB-S-G020-3
Power Consumption	3 x 20W
Finishing Color	White
Color Range	3000K/4000K/5000K
Beam Angle	15° /24° /60°
Optical Cover	Transparent
Light Source	CITIZEN
Materials	Aluminum
Power Requirement	AC 100-240V, 50-60Hz
Protection Rating	IP20
Luminous Flux	1740Lm-1850Lm
CRI	≥80Ra
Operation Temperature	-10° C~+40° C
Driver	External driver
Net Weight	2.40kgs
QTY	4PCS
MEAS	44 x 34.5 x 38 CM



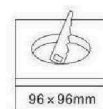
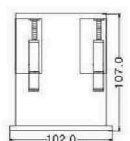
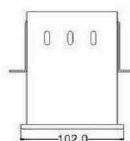
**KB-S-G020-3**  
20W x 3  
3000K/4000K/5000K  
15° /24° /60°



# LED Recessed Spotlight Series

## Technical Parameters




Model	KB-S-G009-1
Power Consumption	9W
Finishing Color	White
Color Range	3000K/4000K/5000K
Beam Angle	24° /36° /60°
Optical Cover	Transparent
Light Source	<u>CITIZEN</u>
Materials	Aluminum
Power Requirement	AC 100-240V,50-60Hz
Protection Rating	IP20
Luminous Flux	310Lm-316Lm
CRI	≥80Ra
Operation Temperature	-10° C~+40° C
Driver	External driver
Net Weight	0.75kgs
QTY	24PCS
MEAS	54 × 29.5 × 46.5 CM



**KB-S-G009-1**  
9W  
3000K/4000K/5000K  
24° /36° /60°



**CITIZEN**



# LED Recessed Spotlight Series

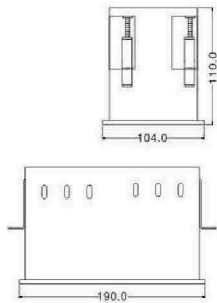


## Technical Parameters

Model	KB-S-G009-2
Power Consumption	2 x 9W
Finishing Color	White
Color Range	3000K/4000K/5000K
Beam Angle	24° /36° /60°
Optical Cover	Transparent
Light Source	CITIZEN
Materials	Aluminum
Power Requirement	AC 100-240V, 50-60Hz
Protection Rating	IP20
Luminous Flux	690Lm-750Lm
CRI	≥80Ra
Operation Temperature	-10° C~+40° C
Driver	External driver
Net Weight	1.30kgs
QTY	12PCS
MEAS	47.5 x 27.5 x 46.5 CM







184 x 96mm



CITIZEN

**KB-S-G009-2**  
9W x 2  
3000K/4000K/5000K  
24° /36° /60°

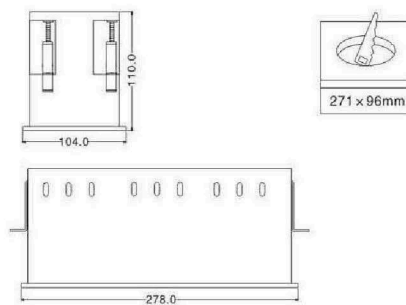





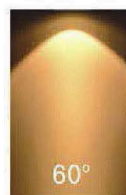

# LED Recessed Spotlight Series

## Technical Parameters

Model	KB-S-G009-3
Power Consumption	3 x 9W
Finishing Color	White
Color Range	3000K/4000K/5000K
Beam Angle	24° /36° /60°
Optical Cover	Transparent
Light Source	CITIZEN
Materials	Aluminum
Power Requirement	AC 100-240V, 50-60Hz
Protection Rating	IP20
Luminous Flux	970Lm-1050Lm
CRI	≥80Ra
Operation Temperature	-10° C~+40° C
Driver	External driver
Net Weight	1.80kgs
QTY	8PCS
MEAS	54 x 33 x 32 CM



**KB-S-G009-3**  
9W x 3  
3000K/4000K/5000K  
24° /36° /60°



## LED Recessed Spotlight Series



### Technical Parameters

Model	KB-S-GN05A-1
Power Consumption	5W
Finishing Color	White
Materials	Aluminum
Protection Rating	IP20
Size	92 × 92 × 60mm
Hole Size	80 × 80mm



### Technical Parameters

Model	KB-S-GN05A-2
Power Consumption	2 × 5W
Finishing Color	White
Materials	Aluminum
Protection Rating	IP20
Size	174 × 92 × 60mm
Hole Size	160 × 80mm



### Technical Parameters

Model	KB-S-GN05A-3
Power Consumption	3 × 5W
Finishing Color	White
Materials	Aluminum
Protection Rating	IP20
Size	252 × 92 × 60mm
Hole Size	240 × 80mm



### Technical Parameters

Model	KB-S-GN05A-4
Power Consumption	4 × 5W
Finishing Color	White
Materials	Aluminum
Protection Rating	IP20
Size	175 × 175 × 60mm
Hole Size	165 × 165mm

# LED Recessed Spotlight Series



Technical Parameters	
Model	KB-S-GN10A-1
Power Consumption	10W
Finishing Color	White
Materials	Aluminum
Protection Rating	IP20
Size	92 x 92 x 85mm
Hole Size	80 x 80mm



Technical Parameters	
Model	KB-S-GN10A-2
Power Consumption	2 x 10W
Finishing Color	White
Materials	Aluminum
Protection Rating	IP20
Size	174 x 92 x 85mm
Hole Size	160 x 80mm



Technical Parameters	
Model	KB-S-GN10A-3
Power Consumption	3 x 10W
Finishing Color	White
Materials	Aluminum
Protection Rating	IP20
Size	252 x 92 x 85mm
Hole Size	240 x 80mm



Technical Parameters	
Model	KB-S-GN10A-4
Power Consumption	4 x 10W
Finishing Color	White
Materials	Aluminum
Protection Rating	IP20
Size	175 x 175 x 85mm
Hole Size	165 x 165mm

# LED Recessed Spotlight Series



## Technical Parameters

Model	KB-S-GN15A-1
Power Consumption	15W
Finishing Color	White
Materials	Aluminum
Protection Rating	IP20
Size	92 × 92 × 95mm
Hole Size	80 × 80mm



## Technical Parameters

Model	KB-S-GN15A-2
Power Consumption	2 × 15W
Finishing Color	White
Materials	Aluminum
Protection Rating	IP20
Size	174 × 92 × 95mm
Hole Size	160 × 80mm



## Technical Parameters

Model	KB-S-GN15A-3
Power Consumption	3 × 15W
Finishing Color	White
Materials	Aluminum
Protection Rating	IP20
Size	252 × 92 × 95mm
Hole Size	240 × 80mm



## Technical Parameters

Model	KB-S-GN15A-4
Power Consumption	4 × 15W
Finishing Color	White
Materials	Aluminum
Protection Rating	IP20
Size	175 × 175 × 95mm
Hole Size	165 × 165mm


# LED Track Light series



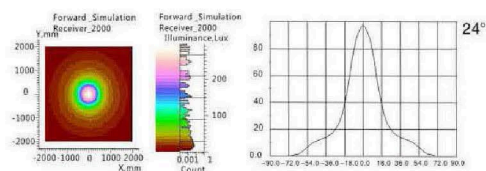
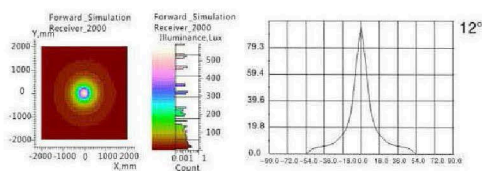
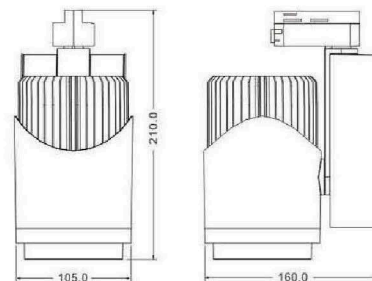
# LED Track Light series

## Technical Parameters

Model	KB-S-DB50
Power Consumption	50W
Finishing Color	White / Black
Color Range	3000K/4000K/5000K
Beam Angle	12° /24°
Optical Cover	Transparent
Light Source	<b>CREE</b>
Materials	Aluminum
Power Requirement	AC 100-240V,50-60Hz
Protection Rating	IP20
Luminous Flux	2600Lm-2800Lm
CRI	80Ra
Operation Temperature	-5° C~+40° C
Driver	Built-in driver
Net Weight	1.30kgs
QTY	12PCS
MEAS	53.5 × 49 × 27.5 CM

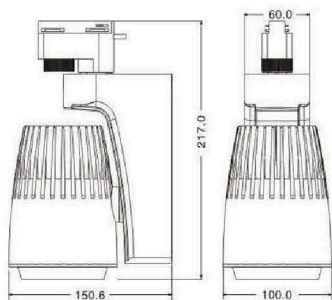


**KB-S-DB50**  
50W  
3000K/4000K/5000K  
12° /24°

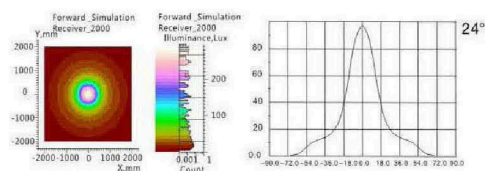
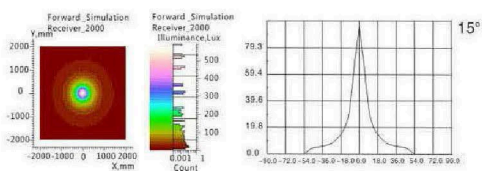




Model	KB-S-DB30
Power Consumption	30W
Finishing Color	White / Black
Color Range	3000K/4000K/5000K
Beam Angle	15° /24°
Optical Cover	Transparent
Light Source	<b>CREE</b>
Materials	Aluminum
Power Requirement	AC 100-240V,50-60Hz
Protection Rating	IP20
Luminous Flux	1800Lm-2000Lm
CRI	≥80Ra
Operation Temperature	-5° C~+40° C
Driver	Built-in driver
Net Weight	1.40kgs
QTY	12 PCS
MEAS	50 × 45 × 24 CM



**KB-S-DB30**  
30W  
3000K/4000K/5000K  
15° /24°



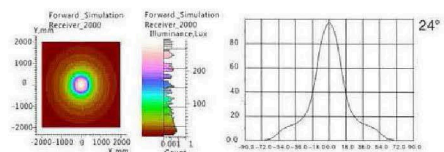
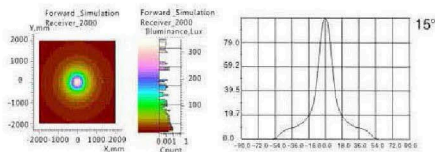
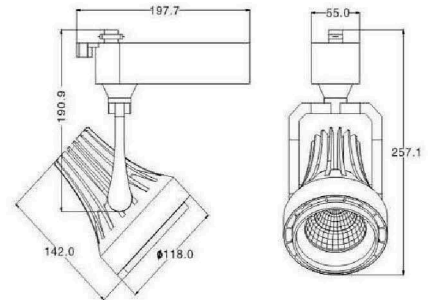
# LED Track Light series

## Technical Parameters

Model	KB-S-DE24
Power Consumption	30 W
Finishing Color	White
Color Range	3000K/4000K/5000K
Beam Angle	15° /24°
Optical Cover	Transparent
Light Source	<b>CREE</b>
Materials	Aluminum
Power Requirement	AC 100-240V,50-60Hz
Protection Rating	IP20
Luminous Flux	1800Lm-2000Lm
CRI	≥80Ra
Operation Temperature	-5° C~+40° C
Driver	Built-in driver
Net Weight	1.03kgs
QTY	6PCS
MEAS	60×50×33 CM



**KB-S-DE24**  
30W  
3000K/4000K/5000K  
15° /24°

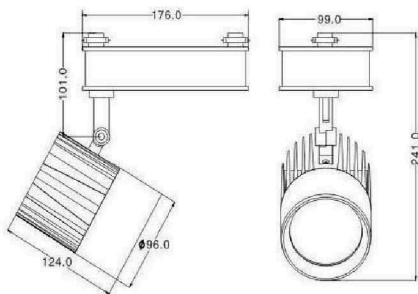




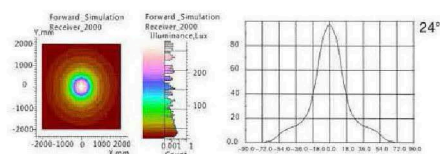
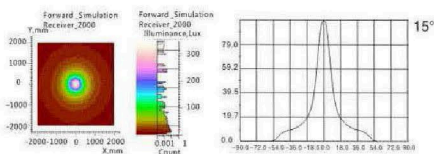


## Technical Parameters

Model	KB-S-DF24
Power Consumption	30W
Finishing Color	White
Color Range	3000K/4000K/5000K
Beam Angle	15° /24°
Optical Cover	Transparent
Light Source	<b>CREE</b>
Materials	Aluminum
Power Requirement	AC 100-240V,50-60Hz
Protection Rating	IP20
Luminous Flux	1800Lm-2000Lm
CRI	≥80Ra
Operation Temperature	-5° C~+40° C
Driver	Built-in driver
Net Weight	1.46kgs
QTY	6 PCS
MEAS	49.5 × 25.5 × 36.5 CM



**KB-S-DF24**  
30W  
3000K/4000K/5000K  
15° /24°



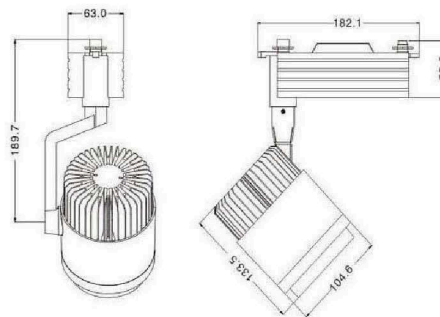
# LED Track Light series

## Technical Parameters

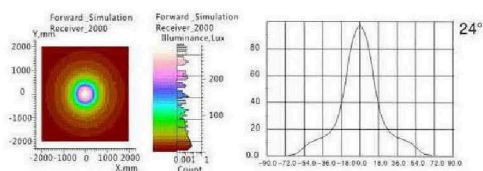
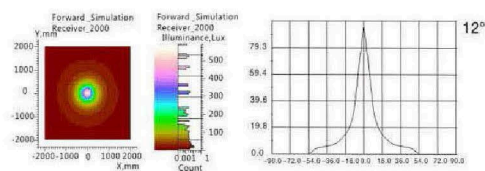
Model	KB-S-DA28
Power Consumption	28W
Finishing Color	White / Black
Color Range	3000K/4000K/5000K
Beam Angle	12° /24°
Optical Cover	Transparent
Light Source	EDISON
Materials	Aluminum
Power Requirement	AC 100-240V,50-60Hz
Protection Rating	IP20
Luminous Flux	1600Lm-1900Lm
CRI	≥80Ra
Operation Temperature	-5° C~+40° C
Driver	Built-in driver
Net Weight	1.05kgs
QTY	8PCS
MEAS	50 x 50 x 30.5 CM



**KB-S-DA28**  
28W  
3000K/4000K/5000K  
12° /24°



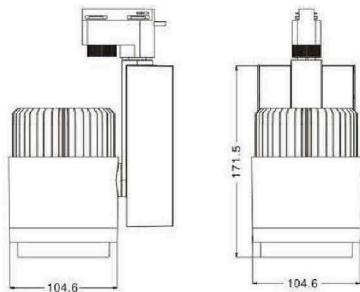
EDISON



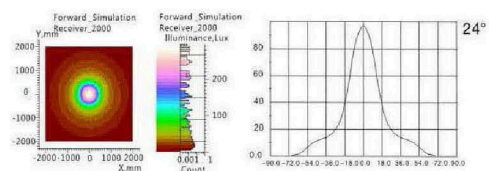
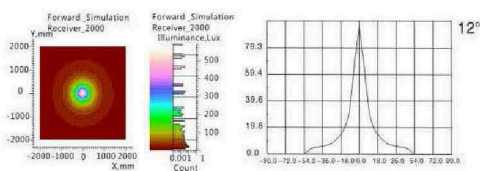


## Technical Parameters

Model	KB-S-DB28
Power Consumption	28W
Finishing Color	White / Black
Color Range	3000K/4000K/5000K
Beam Angle	12° /24°
Optical Cover	Transparent
Light Source	<b>CREE</b>
Materials	Aluminum
Power Requirement	AC 100-240V,50-60Hz
Protection Rating	IP20
Luminous Flux	1600Lm-1900Lm
CRI	≥80Ra
Operation Temperature	-5° C~+40° C
Driver	Built-in driver
Net Weight	1.15kgs
QTY	12 PCS
MEAS	50×50×30.5 CM



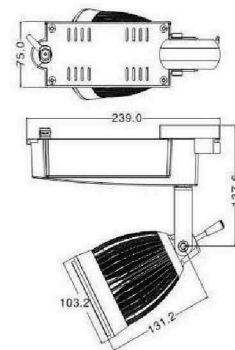
**KB-S-DB28**  
28W  
3000K/4000K/5000K  
12° /24°



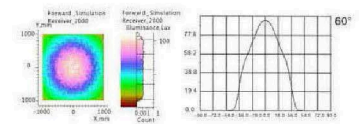
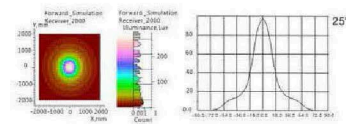
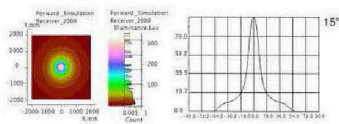
# LED Track Light series

## Technical Parameters

Model	KB-S-D024A
Power Consumption	24W
Finishing Color	White / Black
Color Range	3000K/4000K/5000K
Beam Angle	15° /25° 60°
Optical Cover	Transparent
Light Source	<b>CREE</b> 
Materials	Aluminum
Power Requirement	AC 100-240V,50-60Hz
Protection Rating	IP20
Luminous Flux	1500Lm-1800Lm
CRI	≥80Ra
Operation Temperature	-5° C~+40° C
Driver	Built-in driver
Net Weight	0.950kgs
QTY	18PCS
MEAS	58 x 42 x 39.5 CM



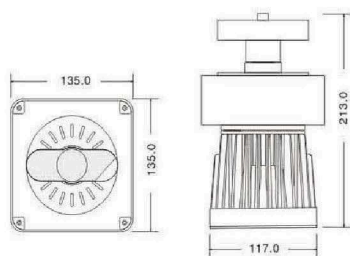
**KB-S-D024A**  
24W  
3000K/4000K/5000K  
15° /25° /60°



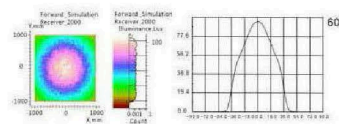
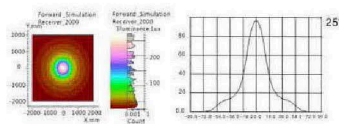
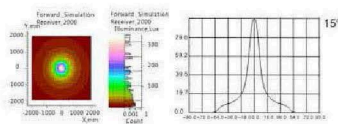


## Technical Parameters

Model	KB-S-DD24
Power Consumption	24W
Finishing Color	White / Black
Color Range	3000K/4000K/5000K
Beam Angle	15° /25° /60°
Optical Cover	Transparent
Light Source	<b>CREE</b>
Materials	Aluminum
Power Requirement	AC 100-240V, 50-60Hz
Protection Rating	IP20
Luminous Flux	1500Lm-1800Lm
CRI	≥80Ra
Operation Temperature	-5° C~+40° C
Driver	Built-in driver
Net Weight	1.20kgs
QTY	18 PCS
MEAS	45.5 x 45.5 x 50.5 CM



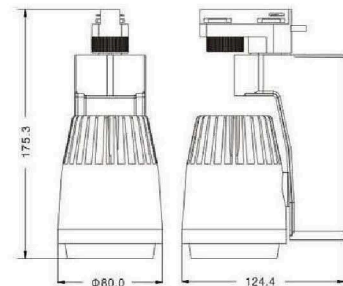
**KB-S-DD24**  
24W  
3000K/4000K/5000K  
15° /25° /60°



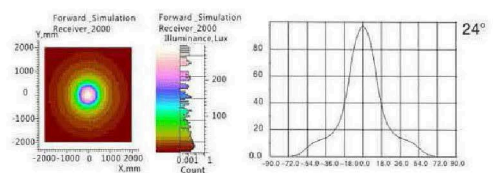
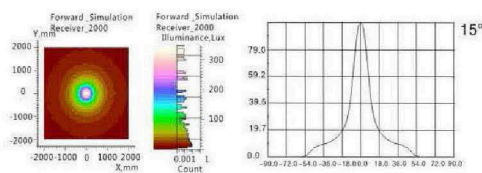
# LED Track Light series

## Technical Parameters

Model	KB-S-DB15
Power Consumption	15W
Finishing Color	White / Black
Color Range	3000K/4000K/5000K
Beam Angle	15° /24°
Optical Cover	Transparent
Light Source	<b>CREE</b>
Materials	Aluminum
Power Requirement	AC 100-240V,50-60Hz
Protection Rating	IP20
Luminous Flux	730Lm-770Lm
CRI	≥80Ra
Operation Temperature	-5° C~+40° C
Driver	Built-in driver
Net Weight	0.70kgs
QTY	18PCS
MEAS	43 x 39 x 32.5 CM



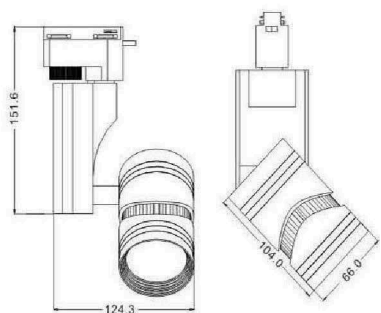
**KB-S-DB15**  
15W  
3000K/4000K/5000K  
15° /24°



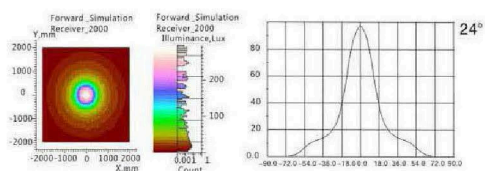
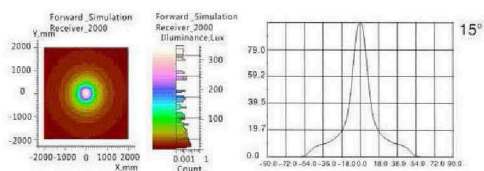


## Technical Parameters

Model	KB-S-DA12A
Power Consumption	12W
Finishing Color	White / Black
Color Range	3000K/4000K/5000K
Beam Angle	15° /24°
Optical Cover	Transparent
Light Source	<b>CREE</b>
Materials	Aluminum
Power Requirement	AC 100-240V,50-60Hz
Protection Rating	IP20
Luminous Flux	700Lm-750Lm
CRI	≥80Ra
Operation Temperature	-5° C~+40° C
Driver	Built-in driver
Net Weight	0.60kgs
QTY	18 PCS
MEAS	46 × 41.5 × 29.5 CM



**KB-S-DA12A**  
12W  
3000K/4000K/5000K  
15° /24°



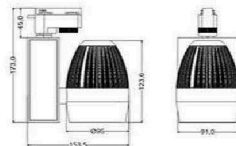


Technical Parameters

Model	KB-S-DH24
Power Consumption	28W
Finishing Color	White / Black
Color Range	3000K/4000K/5000K
Beam Angle	15° /24°
Optical Cover	Transparent
Light Source	OSRAM
Materials	Aluminum
Power Requirement	AC 100-240V,50-60Hz
Protection Rating	IP20
Luminous Flux	1600Lm-1900Lm
CRI	≥80Ra
Operation Temperature	-5° C-+40° C
Driver	Built-in driver
Net Weight	0.950kgs



**KB-S-DH24**  
28W  
3000K/4000K/5000K  
15° /24°




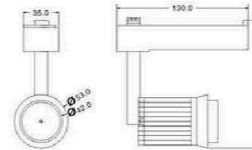


Technical Parameters

Model	KB-S-D010
Power Consumption	10W
Finishing Color	White / Black
Color Range	3000K/4000K/5000K
Beam Angle	20° /40° /60°
Optical Cover	Transparent
Light Source	OSRAM
Materials	Aluminum
Power Requirement	AC 100-240V,50-60Hz
Protection Rating	IP20
Luminous Flux	620Lm-680Lm
CRI	≥80Ra
Operation Temperature	-5° C-+40° C
Driver	Built-in driver
Net Weight	0.60kgs



**KB-S-D010**  
10W  
3000K/4000K/5000K  
20° /40° /60°

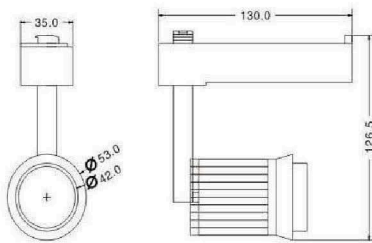






## Technical Parameters

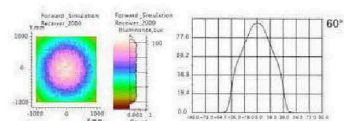
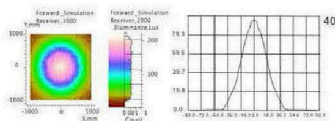
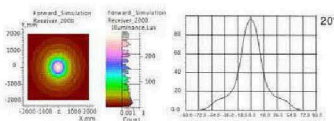
Model	KB-S-D010
Power Consumption	10W
Finishing Color	White / Black
Color Range	3000K/4000K/5000K
Beam Angle	20° /40° /60°
Optical Cover	Transparent
Light Source	Epsion
Materials	Aluminum
Power Requirement	AC 100-240V,50-60Hz
Protection Rating	IP20
Luminous Flux	620Lm-680Lm
CRI	≥80Ra
Operation Temperature	-5° C~+40° C
Driver	Built-in driver
Net Weight	0.60kgs



Epsion



**KB-S-D010**  
10W  
3000K/4000K/5000K  
20° /40° /60°





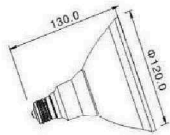
LED tube Series



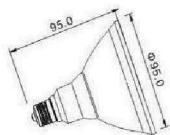
# LED tube Series



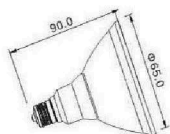
13W



10W



6W



## Technical Parameters


Model	KB-G-PA38
Nominal Power	13W
Color Range	3000K/6000K
Lamp Cap	E27
Initial luminous flux	750-850lm
Light Source	<b>CREE</b>
Average Life	25000Hrs
Input Voltage Frequency	AC100-240V/50-60Hz
Shade Type	Transparent
CRI	≥80Ra
Driver	Built-in driver
Net Weight	0.37kgs

## Technical Parameters

Model	KB-G-PA30
Nominal Power	10W
Color Range	3000K/6000K
Lamp Cap	E27
Initial luminous flux	640-740lm
Light Source	<b>CREE</b>
Average Life	25000Hrs
Input Voltage Frequency	AC100-240V/50-60Hz
Shade Type	Transparent
CRI	≥80Ra
Driver	Built-in driver
Net Weight	0.15kgs

## Technical Parameters

Model	KB-G-PA20
Nominal Power	6W
Color Range	3000K/6000K
Lamp Cap	E27
Initial luminous flux	380-410lm
Light Source	<b>CREE</b>
Average Life	25000Hrs
Input Voltage Frequency	AC100-240V/50-60Hz
Shade Type	Transparent
CRI	≥80Ra
Driver	Built-in driver
Net Weight	0.09kgs



**VISSO<sup>®</sup>**

Gran Vía de les Corts Catalanes, 828 - 08013. Barcelona - España  
Tel. 0034 - 93 356 34 88

[info@vissoimpronta.com](mailto:info@vissoimpronta.com) [www.vissoimpronta.com](http://www.vissoimpronta.com)